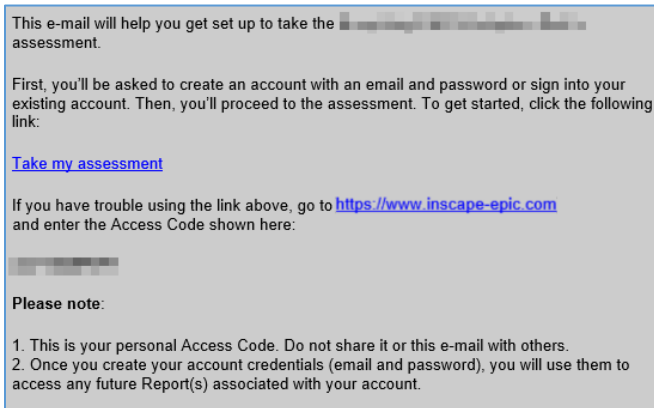


How To Activate A New MyEverythingDiSC.com Account

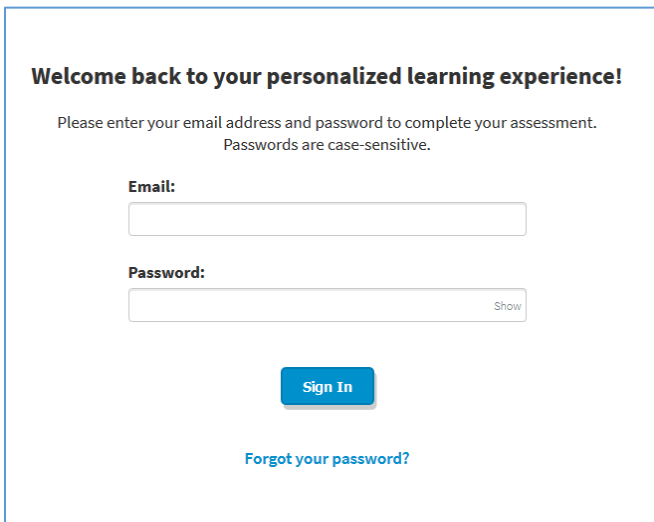
MyEverythingDiSC.com is your portal for unleashing the power of Everything DiSC®. Use it to create Comparison Reports and Team Maps, and access a wide range of additional resources. You can set up your MyEverythingDiSC.com account anytime after completing your Everything DiSC® assessment.

From the Assessment Site

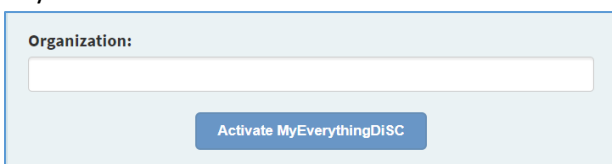
1. Click the link in the email you received to open the website where you took your Everything DiSC assessment.



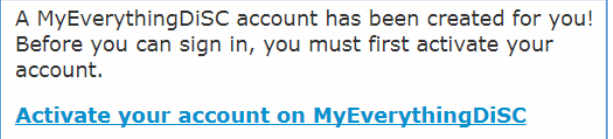
2. Enter the email address and password you created before taking your assessment and click **Sign In**.



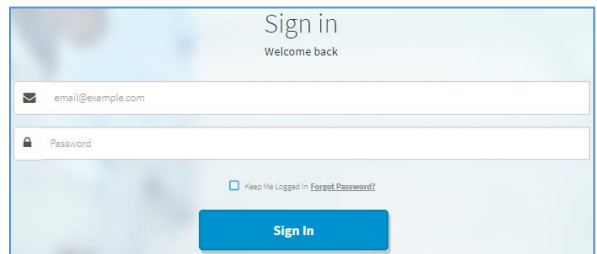
3. Click **Next**.
4. Enter your organization and click **Activate MyEverythingDiSC** to have an activation email sent to you.



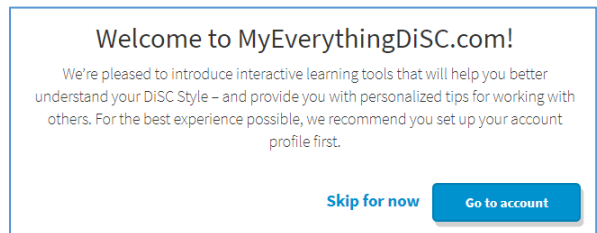
5. Click **Activate your account on MyEverythingDiSC** in the body of the email.



6. Enter your email address and password used to complete your assessment and click **Sign In**.

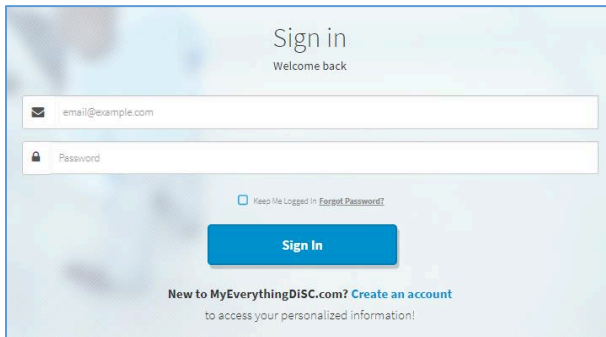


7. Click **Skip for Now** to go to the home page or click **Go to account** to setup your account profile.



From MyEverythingDiSC.com

1. Navigate to www.myeverythingdisc.com.
2. Enter your email address and password used to complete your assessment and click **Sign In**.



3. Click the link in the warning message to have an activation email sent to you.

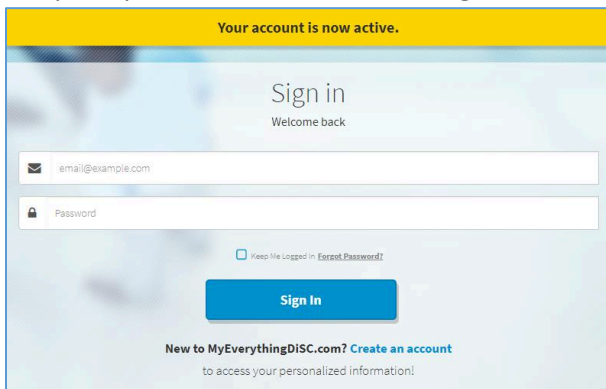
Account Not Activated
You must activate your account before you can log in. If you would like to activate it, [click here](#).

4. Click **Activate your account on MyEverythingDiSC** in the body of the email.

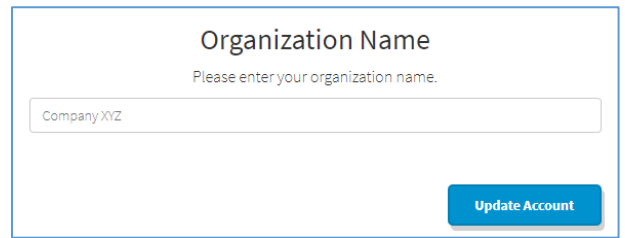
A MyEverythingDiSC account has been created for you! Before you can sign in, you must first activate your account.

[Activate your account on MyEverythingDiSC](#)

5. Enter your email address and password used to complete your assessment and click **Sign In**.



6. Enter your organization name and click **Update Account**.



7. Click **Skip for Now** to go to the home page or click **Go to account** to setup your account profile.

